



Double Action Impact Doors for Food Processing and Retail

grothaus
traffic doors



Applications

- Food Industry (meat processing, bakeries)
- Cold Stores
- Retail and Supermarkets
- Hotels and Restaurants
- Industrial Kitchens

Companies worldwide trust in us:

Food Processing

- Pegasus Foods, TX
- Living Ecology, NV
- Allied Speciality Foods, NJ
- Cabin Hollow Butcher Shop, PA
- New Classic Cooking, NJ
- Agropur, IA
- Country Meat & Sausage, Canada
- Nestlé, Germany, Mexico
- Bright Bakery, Aruba
- Molinos, Argentina
- Cathay Pacific, Hong Kong
- Saudi Airlines Catering, Saudi Arabia
- LSG Sky Chefs, Germany, Egypt, Italy, Nigeria

- Kraft Foods, Bahrain
- Wooden Bakery, Lebanon, Qatar
- Halwani Bros., Egypt
- Kabbani Sweets, Saudi Arabia
- Sabir's Poultry, Pakistan
- Haldiram Snacks, India

Retail

- Lidl, Germany, England, Denmark, France
- Countdown, New Zealand
- Shoprite Checkers, South Africa
- IKEA, Turkey
- Iceland, United Kingdom
- Waitrose, United Kingdom
- Coffeemania, Russia



10 benefits of Grothaus GP200 PE traffic door:

- Made of solid material – not breakable
- Hygienic (EU/FDA approved)
- Maintenance-free
- Made to measure
- Short production time
- Long service life
- 10 year guarantee on door leaves
- Easy installation
- Worldwide shipping
- 100% made in Germany



10 YEAR
GUARANTEE
on door leaves

Door Panel

- Made of polyethylene HDPE ½"
- Solid material – not breakable
- Robust, durable, stable
- Extremely hygienic
- Approved by food regulations (FDA | EU)
- Washable with high-pressure washer and foam cleaner
- Ideal for use at temperatures of -22°F to 140°F

Stainless steel hinges

- Extreme durability
- Spring power adjustable
- Maintenance-free
- Suitable for heavy-duty continuous usage by pedestrians and forklifts
- Opening angle 2 x 90°
- With | without 90° stop

Guarantee bond: www.grothaus-trafficdoors.com

COLORS

Standard colors in RAL / Pantone



9010 / 705
white



1018 / 123
yellow



3000 / 484
red



6024 / 348
green



5010 / 541
blue



7035 / 421
light grey




7037 / 424
dusty grey



7024 / 432
graphite grey



8012 / 175
red brown



granite

Special color options in RAL / Pantone*



3020 / 485
traffic red



5017 / 2945
traffic blue



2009 / 172
traffic orange



1003 / 134
signal yellow



5015 / 3015
sky blue



5022 / 276
night blue




8017 / 497
chocolate brown

*Minimum quantities and prices on request. All colours on request.


VISION PANELS

Standard Dimensions:


- Acrylic glass ½"
- frameless and flush-fitting
- Special designs on request




Ø 15 ¾"



15 ¾" x 23 ½"



11 ¾" x 23 ½"



15 ¾" x 37 ½"

FRAMES



Installation Videos on:
www.grothaus-trafficdoors.com

Mounting Profiles




Stainless steel mounting plate

Ready to be screwed to stone walls or steel beam



Stainless steel flat profile

In door height, ready to be screwed to stone wall or steel beam



Stainless steel U-profile frame

Edges folded for a wall thickness of 2 1/4" – 15 3/4"
For easy installation to insulating panels or plasterboard



Stainless steel rectangular tube frame

4" x 2", ready for front-wall installation to stone walls or plasterboard



OPTIONS

Bumpers



Bumper made of HDPE 1/2",
7 3/4" high on both sides
Variable installation height



Spring bumper made of PE,
7 3/4" – 47 1/4" high on both sides
Variable installation height

Finger Protection



PVC finger protection
combined with round edge
Variants:
- round edge
- PVC finger protection
in door height

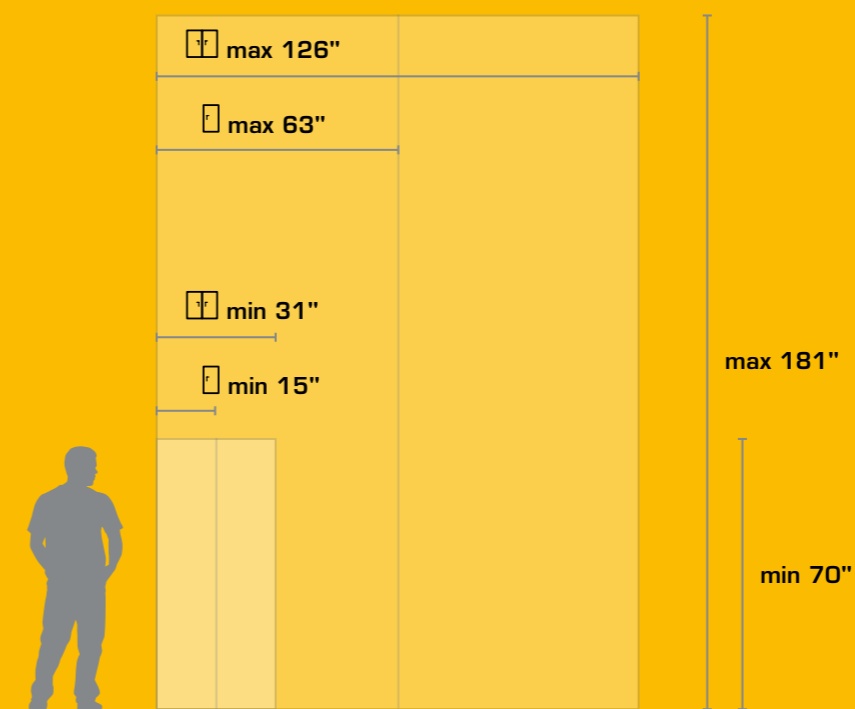
Lock



Stainless steel lock
Lockable on both sides
Can be top-mounted
(single door/pair) or
side-mounted (single door)

DIMENSIONS

Special dimensions on request





grothaus
traffic doors

www.grothaus-trafficdoors.com

**For more information, advice or a quote
please contact us:**

Phone +49 (0) 54 22.7 04 90 20

Fax +49 (0) 54 22.7 04 90 22

sales@grothaus-trafficdoors.com

Grothaus Pendeltüren GmbH & Co. KG
Im Gewerbepark 8
49326 Melle | Germany

Status as at 07 | 2017